

DELTA DENTAL MAKING SMILES HAPPEN® ORAL HEALTH STUDY OF KENTUCKY'S YOUTH

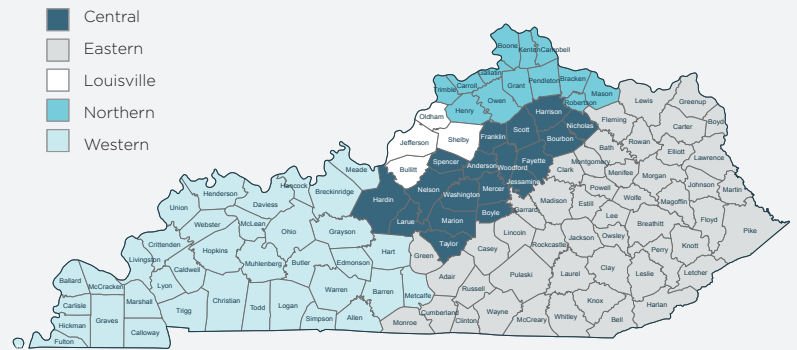
Eastern Region Profile



Delta Dental of Kentucky partnered with Kentucky Youth Advocates and the University of Louisville School of Dentistry through the Delta Dental of Kentucky Making Smiles Happen® initiative to conduct a new statewide survey of children's oral health. Dentists were sent to 60 schools across five regions of the state to directly observe the mouths of 3rd and 6th graders. Parents were also asked about family oral health history, collecting data for over 2,000 students. The result is a long overdue picture of children's oral health in Kentucky - the last survey prior to this initiative was completed in 2001.

EASTERN REGION AT A GLANCE

- The Eastern region had the greatest need for urgent dental care, nearly 20% of children.
- The rate of untreated cavities was significantly greater in the Eastern region, where more than half of 3rd and 6th graders - roughly 15,200 children - had untreated cavities.
- The Eastern region saw the largest decline in the number of children without sealants.
- Parents in the Eastern region cited pain and previous conditions as the reason for their child's last dental visit with greater frequency than those in other regions.



EASTERN REGION SCREENING DEMOGRAPHICS



420 Students Participated in the Study



94% White
3% Hispanic/Latino
2% Black/African American
1% Asian



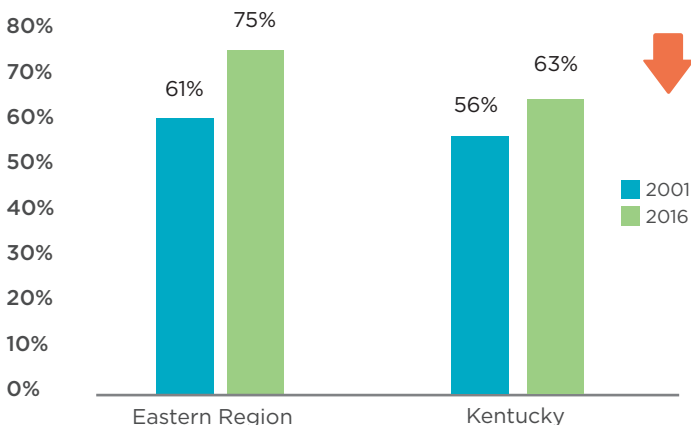
82% on Free or Reduced Lunch

2001 VS. 2016 SURVEY RESULTS COMPARISONS

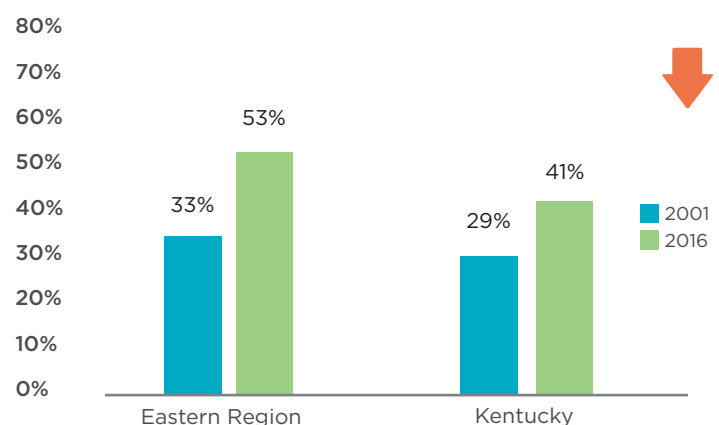
Children who have experienced tooth decay are at greater risk of having future tooth decay. These numbers have worsened since the 2001 survey.

TRENDING KEY: ↑ Positive ↔ Neutral ↓ Negative

3 in 4 children have experienced tooth decay
Estimated number of children: 21,500






Over 1 in 2 children have untreated tooth decay
Estimated number of children: 15,200



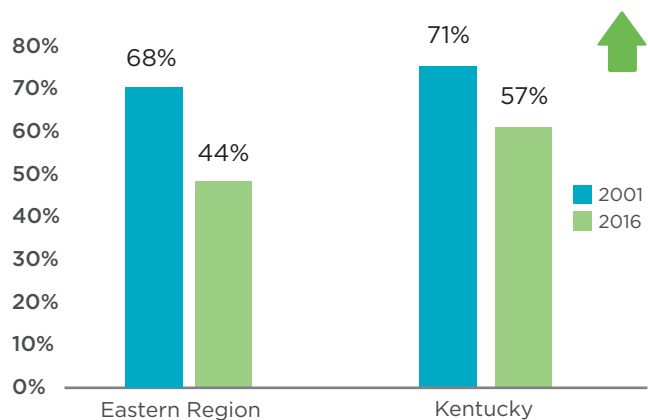
2001 VS. 2016 SURVEY RESULTS COMPARISONS

Sealants can help prevent the need for early or urgent dental care.

TRENDING KEY:  Positive  Neutral  Negative

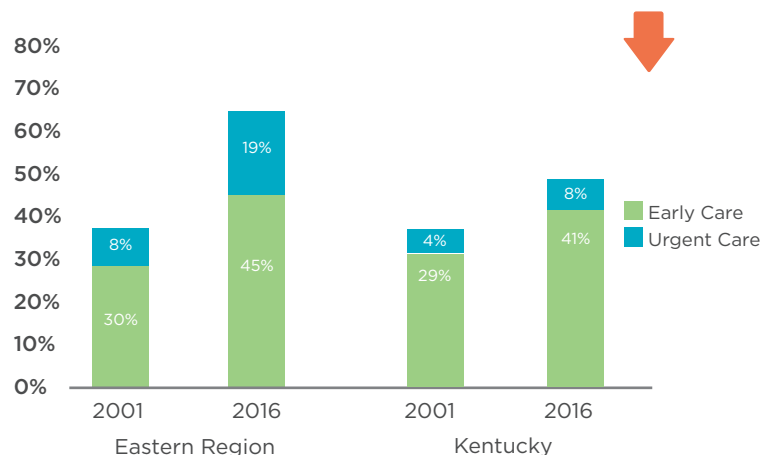
Over 2 in 5 children do not have sealants

Estimated number of children: 12,600







Nearly 2 in 3 children need early or urgent dental care




Estimated number of children: 18,300



PARENT QUESTIONNAIRES

	Eastern Region 2001	2016	Kentucky 2016	Regional Trend
Child reported to have a toothache in the last 6 months	14%	13%	9%	
More than 1 year since last dental visit	26%	20%	16%	
During past 12 months, child needed dental care but could not get it	24%	8%	5%	
Child lacks dental insurance	21%	9%	9%	

SOCIAL DETERMINANTS OF ORAL HEALTH

INDICATOR	Eastern Region	Kentucky
 Children living in poverty, 2011-2015	35%	26%
Child food insecurity rate, 2014	26%	22%
People ages 25+ with a Bachelors degree or above, 2011-2015	14%	22%
 Number of dentists per 1,000 children, 2015	1.9	2.7
Children without health insurance coverage, 2011-2015	5%	5%
Children enrolled in Medicaid/KCHIP utilizing dental services, 2015	51%	48%
Kindergarteners receiving a dental screening/exam, SY 2015-2016	50%	57%
 Children ages 5 to 17 that speak a language other than English at home, 2011-2015	2%	6%
Households with no vehicles, 2011-2015	9%	8%
Births to mothers who smoked during pregnancy, 2012-2014	31%	22%

FIND COUNTY-LEVEL DATA ON OTHER SOCIAL DETERMINANTS OF ORAL HEALTH AT:

KIDS COUNT Data Center | www.datacenter.kidscount.org/data#KY

Kentucky Health Facts | www.kentuckyhealthfacts.org

County Health Rankings and Roadmaps | www.countyhealthrankings.org

Find the complete report and learn more about how you can get involved at KentuckyOralHealth.com